




# Le Maitre Projection Cartridge Fixing Clamp Le Maitre Part No.1110


The Le Maitre Fixing Clamp serves 2 purposes, first it is to hold the effect cartridge securely into the variable angle pod. The second use is to secure the cartridge and prevent the cartridge from ejecting from the angle pod when fired. It is imperative that the fixing clamp is used with all new style projection cartridges.



1 Open the jubilee clip and remove one of the wire loops.




2 Place the wire loop under the main body of the variable angle pod.




3 Slide the jubilee clip back through the loop and close the clip.



4 Open the jubilee clip and remove one of the wire loops.



5 Tighten the clip as tight as you can without deforming the tube, the wire loop will press into the tube; this is OK.



6 When correctly installed, the wire should be tight like this.

Le Maitre Ltd,  
6 Forval Close,  
Wandle Way,  
Mitcham,  
Surrey,  
CR4 4NE  
ENGLAND